

1-292138-6 ✓ ACTIVE



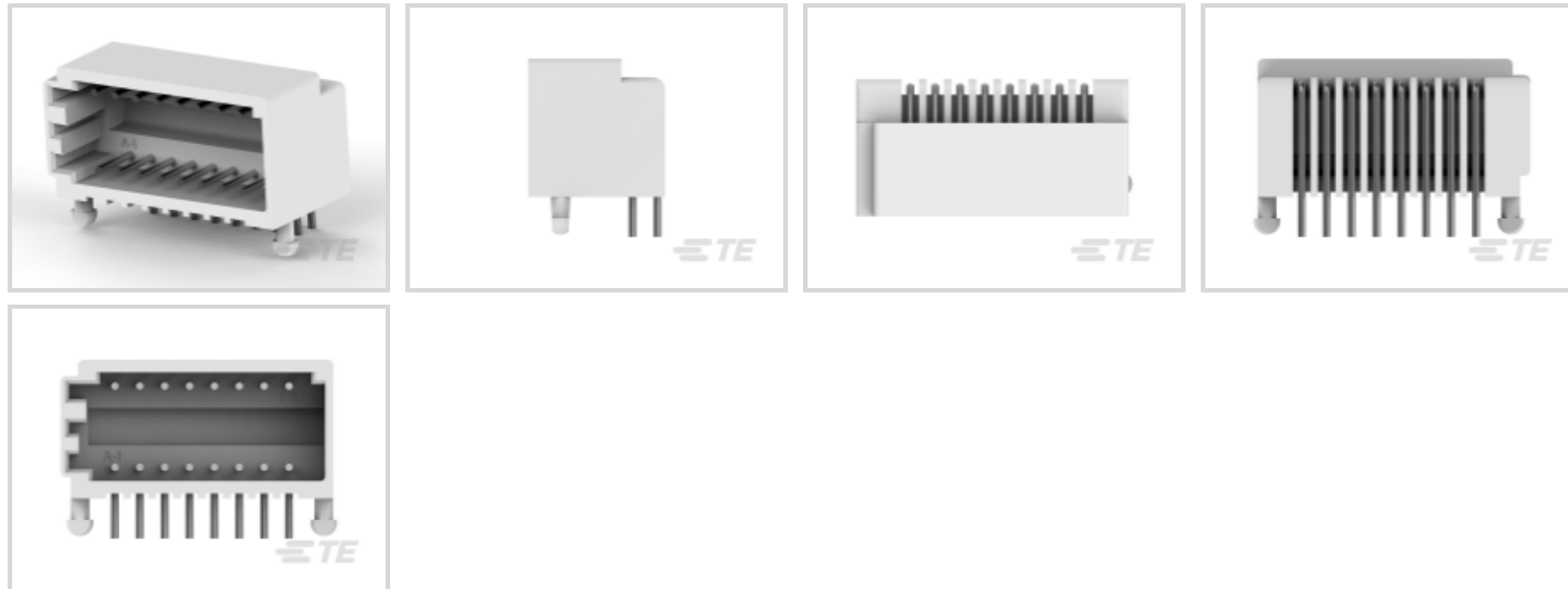
AMP CT

TE Internal #: 1-292138-6

PCB Mount Header, Right Angle, Wire-to-Board, 16 Position, 2 mm [.079 in] Centerline, Fully Shrouded, Tin, Through Hole - Solder, AMP CT

[View on TE.com >](#)

Connectors > PCB Connectors > PCB Headers & Receptacles > CT 2mm Dbl Row Assembly: Horizontal



Connector System: **Wire-to-Board**

Number of Positions: **16**

Number of Rows: **2**

Centerline (Pitch): **2 mm [.079 in]**

PCB Mount Orientation: **Right Angle**

[All CT 2mm Dbl Row Assembly: Horizontal \(9\)](#)

Features

Product Type Features

Connector System	Wire-to-Board
Header Type	Fully Shrouded
Sealable	No
Connector & Contact Terminates To	Printed Circuit Board
PCB Connector Assembly Type	PCB Mount Header

Configuration Features

Number of Positions	16
Number of Rows	2
PCB Mount Orientation	Right Angle

Electrical Characteristics

Operating Voltage	125 VAC
-------------------	---------

Body Features



Primary Product Color	Natural
-----------------------	---------

Contact Features

Contact Layout	Inline
Contact Mating Area Length	4.7 mm[.185 in]
PCB Contact Termination Area Plating Material Thickness	1 μ m[39.37 μ in]
Mating Pin Diameter	.6 mm[.024 in]
Contact Shape & Form	Round, Rounded
Contact Mating Area Plating Material Finish	Bright
PCB Contact Termination Area Plating Material	Tin
Contact Base Material	Brass
Contact Mating Area Plating Material	Tin
Contact Type	Pin
Contact Current Rating (Max)	4 A

Termination Features

Round Termination Post & Tail Diameter	.6 mm[.024 in]
Termination Post & Tail Length	3.2 mm[.126 in]
Termination Method to Printed Circuit Board	Through Hole - Solder

Mechanical Attachment

Mating Alignment Type	Polarization
Mating Retention	Without
PCB Mount Retention Type	Boardlock
Connector Mounting Type	Board Mount
Mating Alignment	With
PCB Mount Alignment	With
PCB Mount Retention	With

Housing Features

Housing Material	66 Nylon
Centerline (Pitch)	2 mm[.079 in]

Dimensions

Connector Length	21.9 mm[.862 in]
Connector Height	11 mm[.433 in]
Connector Width	11.1 mm[.437 in]



PCB Thickness (Recommended)	1.6 mm[.063 in]
-----------------------------	-----------------

Row-to-Row Spacing	6.5 mm[.256 in]
--------------------	-----------------

Usage Conditions

Operating Temperature Range	-30 – 105 °C[-22 – 221 °F]
-----------------------------	----------------------------

Operation/Application

Assembly Process Feature	Pick and Place Cover
--------------------------	----------------------

Circuit Application	Power & Signal
---------------------	----------------

Industry Standards

Agency/Standard	CSA, UL
-----------------	---------

Approved Standards	CSA LR7189, UL E28476
--------------------	-----------------------

UL Flammability Rating	UL 94V-0
------------------------	----------

Packaging Features

Packaging Quantity	200
--------------------	-----

Packaging Type	Box, Tray
----------------	-----------

Product Compliance

[For compliance documentation, visit the product page on TE.com>](#)

EU RoHS Directive 2011/65/EU	Compliant
------------------------------	-----------

EU ELV Directive 2000/53/EC	Compliant
-----------------------------	-----------

China RoHS 2 Directive MIIT Order No 32, 2016	No Restricted Materials Above Threshold
---	---

EU REACH Regulation (EC) No. 1907/2006	Current ECHA Candidate List: JUNE 2022 (224) Candidate List Declared Against: JUNE 2022 (224) Does not contain REACH SVHC
--	---

Halogen Content	Low Halogen - Br, Cl, F, I < 900 ppm per homogenous material. Also BFR/CFR/PVC Free
-----------------	---

Solder Process Capability	Wave solder capable to 265°C
---------------------------	------------------------------

Product Compliance Disclaimer


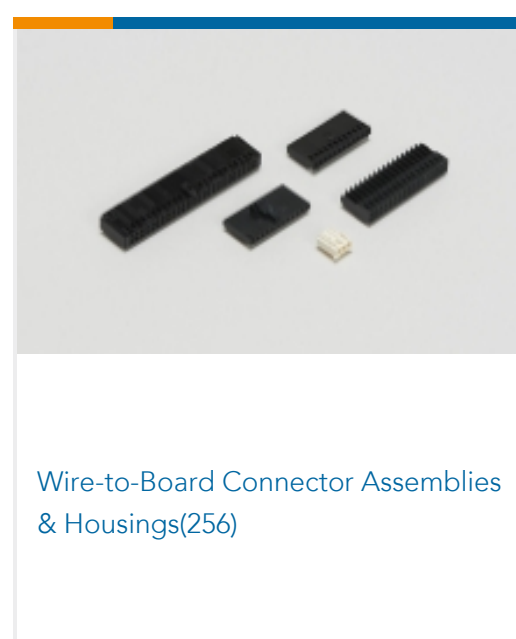
This information is provided based on reasonable inquiry of our suppliers and represents our current actual knowledge based on the information they provided. This information is subject to change. The part numbers that TE has identified as EU RoHS compliant have a maximum concentration of 0.1% by weight in homogenous materials for lead, hexavalent chromium, mercury, PBB, PBDE, DBP, BBP, DEHP, DIBP, and 0.01% for cadmium, or qualify for an exemption to these limits as defined in the Annexes of Directive 2011/65/EU (RoHS2). Finished electrical and electronic equipment products will be CE marked as required by Directive 2011/65/EU. Components may not be CE marked. Additionally, the part numbers that TE has identified as EU ELV compliant have a maximum concentration of 0.1% by weight in homogenous materials for lead, hexavalent chromium, and mercury, and 0.01% for cadmium, or qualify for an exemption to these limits

as defined in the Annexes of Directive 2000/53/EC (ELV). Regarding the REACH Regulation, the information TE provides on SVHC in articles for this part number is based on the latest European Chemicals Agency (ECHA) 'Guidance on requirements for substances in articles' posted at this URL: <https://echa.europa.eu/guidance-documents/guidance-on-reach>

Compatible Parts



Also in the Series | AMP CT



Documents

Product Drawings

CT DOUBLE ROW ASSY H 16P HDR N

English

CAD Files

3D PDF

3D

Customer View Model

[ENG_CVM_CVM_1-292138-6_O.2d_dxf.zip](#)

English

Customer View Model

[ENG_CVM_CVM_1-292138-6_O.3d_igs.zip](#)

English

Customer View Model

[ENG_CVM_CVM_1-292138-6_O.3d_stp.zip](#)

English

By downloading the CAD file I accept and agree to the [Terms and Conditions](#) of use.

Datasheets & Catalog Pages



2.0MM_AMP_CT_CONNECTOR_SERIES_QUICK_REF_GUIDE

English

Product Specifications

Application Specification

English

Crimping of AMP 2.0mm Pitch, CT Crimp Typell Rec Contact

English

Application Specification

English